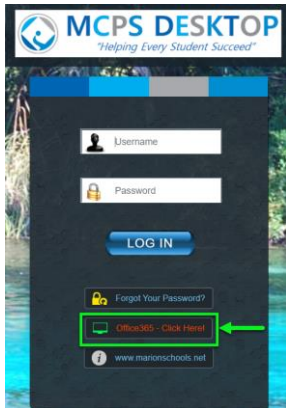


Students: OFFICE 365 – Sign In at School

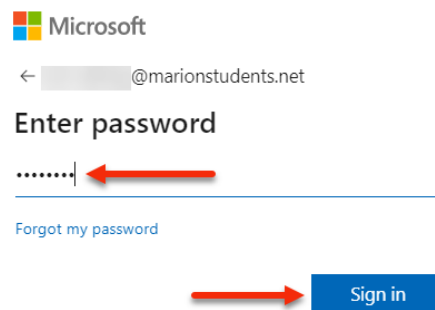
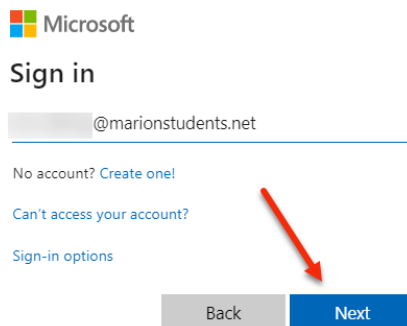
1. Option 1:

- A. Go to the **MCPS Desktop login page**, but do not login
- B. Click the **Office 365-Click Here!** link



2. Option 2:

- A. Go directly to <https://portal.office.com>
- B. Input your **Student Email address** > click **NEXT**
- C. Input your **Student password** > click **Sign in**



- D. On your Office 365 dashboard > click the Outlook tile

